



Location: ACL1 - City Hall

Report on 24-hour TSP monitoring

Action Level ($\mu\text{g}/\text{m}^3$) - 163

Limit Level ($\mu\text{g}/\text{m}^3$) - 260

Date	Sampling Time	Weather Condition	Filter paper no.	Filter Weight, g		Elapse Time, hr		Sampling Time, hr	Flow Rate, m^3/min			Total Volume, m^3	TSP Level, $\mu\text{g}/\text{m}^3$
				Initial	Final	Initial	Final		Initial, Q_{si}	Final, Q_{sf}	Average		
05-Jul-18	08:00	Cloudy	26299	2.6556	2.7034	4036.51	4060.51	24.00	0.83	0.83	0.83	1197	39.9
11-Jul-18	08:00	Fine	26464	2.6549	2.7071	4063.51	4087.51	24.00	0.83	0.83	0.83	1197	43.6
17-Jul-18	08:00	Rainy	26406	2.6847	2.7406	4090.51	4114.51	24.00	0.83	0.84	0.83	1200	46.6
23-Jul-18	08:00	Rainy	26523	2.6776	2.7294	4117.51	4141.51	24.00	0.83	0.83	0.83	1200	43.2
28-Jul-18	08:00	Fine	26609	2.6720	2.7049	4144.51	4168.51	24.00	0.83	0.83	0.83	1200	27.4

Report on 1-hour TSP monitoring

Action Level ($\mu\text{g}/\text{m}^3$) - 460

Limit Level ($\mu\text{g}/\text{m}^3$) - 500

Date	Sampling Time	Weather Condition	Filter paper no.	Filter Weight, g		Elapse Time, hr		Sampling Time, hr	Flow Rate, m^3/min			Total Volume, m^3	TSP Level, $\mu\text{g}/\text{m}^3$
				Initial	Final	Initial	Final		Initial, Q_{si}	Final, Q_{sf}	Average		
06-Jul-18	08:08	Cloudy	26018	2.6540	2.6561	4060.51	4061.51	1.00	0.83	0.83	0.83	50	42.1
06-Jul-18	10:08	Cloudy	26471	2.6689	2.6706	4061.51	4062.51	1.00	0.83	0.83	0.83	50	34.1
06-Jul-18	13:00	Cloudy	26468	2.6776	2.6790	4062.51	4063.51	1.00	0.83	0.83	0.83	50	28.1
12-Jul-18	08:20	Cloudy	26414	2.6752	2.6769	4087.51	4088.51	1.00	0.83	0.83	0.83	50	34.1
12-Jul-18	09:23	Cloudy	26412	2.6786	2.6804	4088.51	4089.51	1.00	0.83	0.83	0.83	50	36.1
12-Jul-18	10:27	Cloudy	26409	2.6763	2.6780	4089.51	4090.51	1.00	0.83	0.83	0.83	50	34.1
18-Jul-18	08:15	Rainy	26642	2.6656	2.6670	4114.51	4115.51	1.00	0.71	0.71	0.71	43	32.7
18-Jul-18	09:30	Rainy	26437	2.6643	2.6680	4115.51	4116.51	1.00	0.84	0.84	0.84	50	73.8
18-Jul-18	11:00	Rainy	26567	2.6631	2.6649	4116.51	4117.51	1.00	0.71	0.71	0.71	43	42.0
24-Jul-18	09:05	Cloudy	26526	2.6735	2.6757	4141.51	4142.51	1.00	0.83	0.83	0.83	50	44.1
24-Jul-18	10:20	Cloudy	26660	2.6708	2.6734	4142.51	4143.51	1.00	0.83	0.83	0.83	50	52.1
24-Jul-18	13:00	Cloudy	26657	2.6796	2.6813	4143.51	4144.51	1.00	0.71	0.71	0.71	43	39.9
30-Jul-18	08:30	Fine	26655	2.6698	2.6723	4168.51	4169.51	1.00	0.83	0.83	0.83	50	50.0
30-Jul-18	09:35	Fine	26644	2.6853	2.6882	4169.51	4170.51	1.00	0.83	0.83	0.83	50	58.0
30-Jul-18	10:45	Fine	26617	2.6577	2.6618	4170.51	4171.51	1.00	0.83	0.83	0.83	50	82.0



Location: ACL2a - Contractor HK/2012/08 Site office

Report on 24-hour TSP monitoring
 Action Level ($\mu\text{g}/\text{m}^3$) - 187.3
 Limit Level ($\mu\text{g}/\text{m}^3$) - 260

Date	Sampling Time	Weather Condition	Filter paper no.	Filter Weight, g		Elapse Time, hr		Sampling Time, hr	Flow Rate, m^3/min			Total Volume, m^3	TSP Level, $\mu\text{g}/\text{m}^3$
				Initial	Final	Initial	Final		Initial, Q_{si}	Final, Q_{sf}	Average		
06-Jul-18	11:45	Cloudy	24318	2.6492	2.6864	9240.56	9264.56	24.00	1.08	1.08	1.08	1558	23.9
11-Jul-18	08:00	Fine	26446	2.6773	2.7230	9264.56	9288.56	24.00	1.08	1.08	1.08	1556	29.4
17-Jul-18	08:00	Rainy	26474	2.6642	2.7188	9291.56	9315.56	24.00	1.08	1.08	1.08	1559	35.0
23-Jul-18	08:00	Rainy	26560	2.6635	2.7294	9318.56	9342.56	24.00	1.08	1.08	1.08	1559	42.3
28-Jul-18	08:00	Fine	26637	2.6701	2.7001	9345.56	9369.56	24.00	1.08	1.08	1.08	1559	19.2

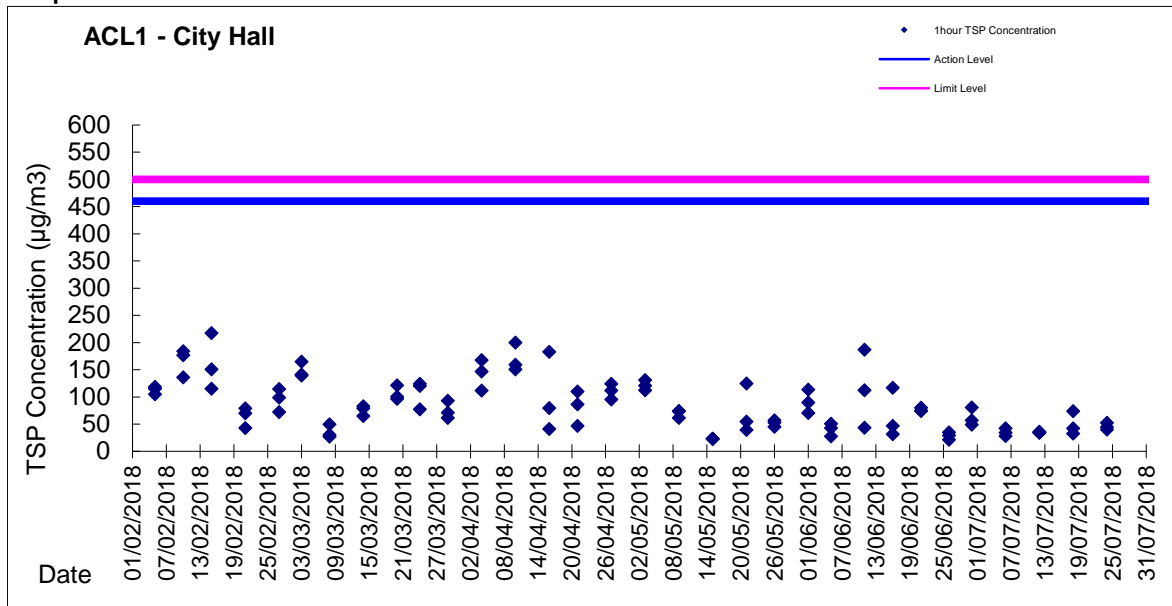
Remarks: Due to interruption of electricity, the 24hr TSP was rescheduled from 5 July 2018 to 6 July 2018.

Report on 1-hour TSP monitoring
 Action Level ($\mu\text{g}/\text{m}^3$) - 300.1
 Limit Level ($\mu\text{g}/\text{m}^3$) - 500

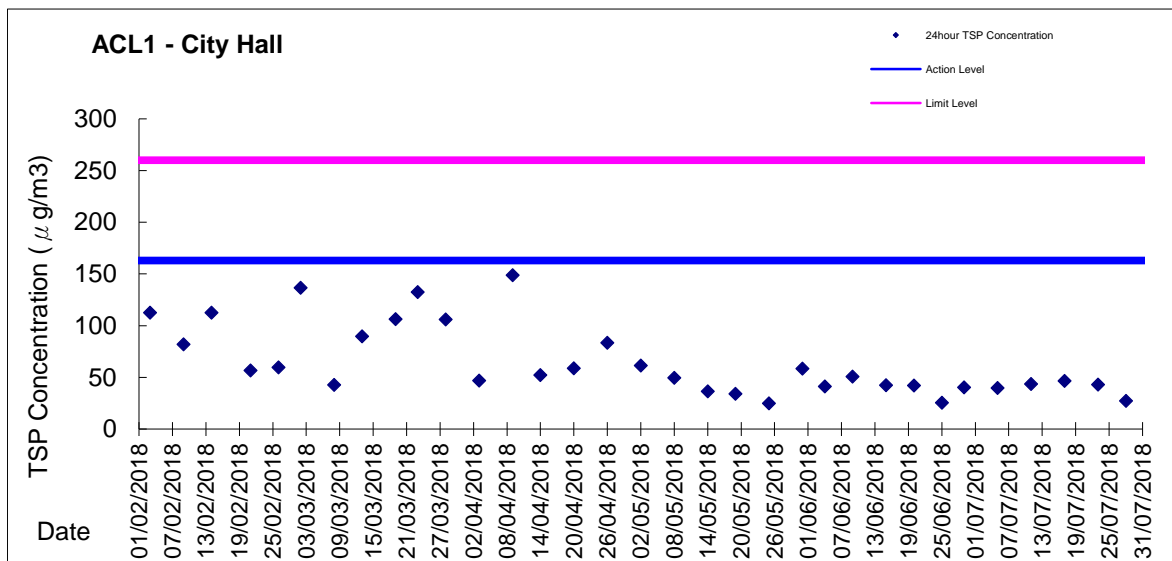
Date	Sampling Time	Weather Condition	Filter paper no.	Filter Weight, g		Elapse Time, hr		Sampling Time, hr	Flow Rate, m^3/min			Total Volume, m^3	TSP Level, $\mu\text{g}/\text{m}^3$
				Initial	Final	Initial	Final		Initial, Q_{si}	Final, Q_{sf}	Average		
06-Jul-18	08:05	Cloudy	26017	2.6495	2.6513	9237.56	9238.56	1.00	1.08	1.08	1.08	65	27.8
06-Jul-18	09:07	Cloudy	26459	2.6637	2.6649	9238.56	9239.56	1.00	1.08	1.08	1.08	65	18.5
06-Jul-18	10:15	Cloudy	26014	2.6452	2.6476	9239.56	9240.56	1.00	1.08	1.08	1.08	65	37.0
12-Jul-18	08:10	Cloudy	26444	2.6649	2.6664	9288.56	9289.56	1.00	1.08	1.08	1.08	65	23.1
12-Jul-18	09:35	Cloudy	26440	2.6724	2.6735	9289.56	9290.56	1.00	1.08	1.08	1.08	65	17.0
12-Jul-18	13:00	Cloudy	25861	2.6464	2.6478	9290.56	9291.56	1.00	1.08	1.08	1.08	65	21.6
18-Jul-18	08:10	Rainy	26431	2.6642	2.6655	9315.56	9316.56	1.00	1.08	1.08	1.08	65	20.0
18-Jul-18	09:17	Rainy	26433	2.6516	2.6544	9316.56	9317.56	1.00	1.08	1.08	1.08	65	43.0
18-Jul-18	10:45	Rainy	26571	2.6909	2.6925	9317.56	9318.56	1.00	1.08	1.08	1.08	65	24.6
24-Jul-18	08:10	Cloudy	26543	2.6749	2.6760	9342.56	9343.56	1.00	1.08	1.08	1.08	65	17.0
24-Jul-18	10:15	Cloudy	26527	2.6664	2.6684	9343.56	9344.56	1.00	1.08	1.08	1.08	65	30.8
24-Jul-18	13:00	Cloudy	26607	2.6802	2.6839	9344.56	9345.56	1.00	1.08	1.08	1.08	65	57.0
30-Jul-18	08:05	Fine	26696	2.6975	2.6989	9369.56	9370.56	1.00	1.08	1.08	1.08	65	21.6
30-Jul-18	09:15	Fine	26701	2.6823	2.6848	9370.56	9371.56	1.00	1.08	1.08	1.08	65	38.5
30-Jul-18	10:20	Fine	26619	2.6399	2.6428	9371.56	9372.56	1.00	1.08	1.08	1.08	65	44.7



Graphic Presentation of 1 hour TSP Result

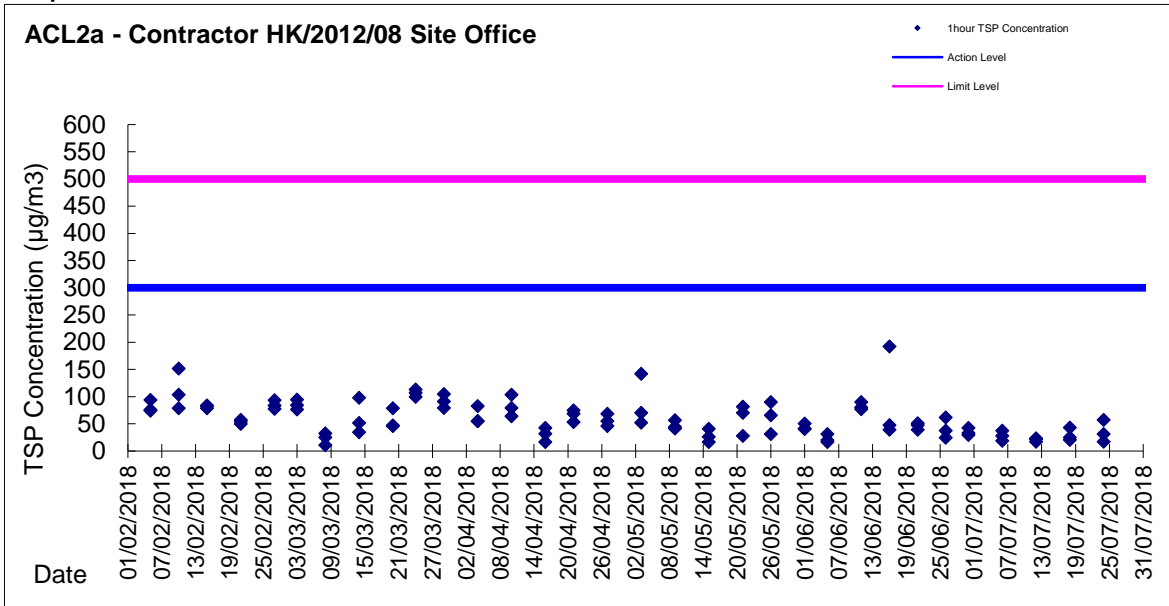


Graphic Presentation of 24 hour TSP Result





Graphic Presentation of 1 hour TSP Result



Graphic Presentation of 24 hour TSP Result

